

Tribit StormBox Micro

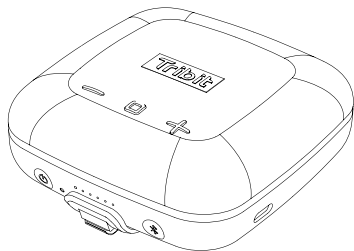
**PORTABLE WIRELESS SPEAKER
BTS10**

English User Manual


Benutzerhandbuch | Guide Utilisateur | Manual de Usuario

Manuale Utente | 取扱説明書

Packing List



StormBox Micro



USB-C charging cable

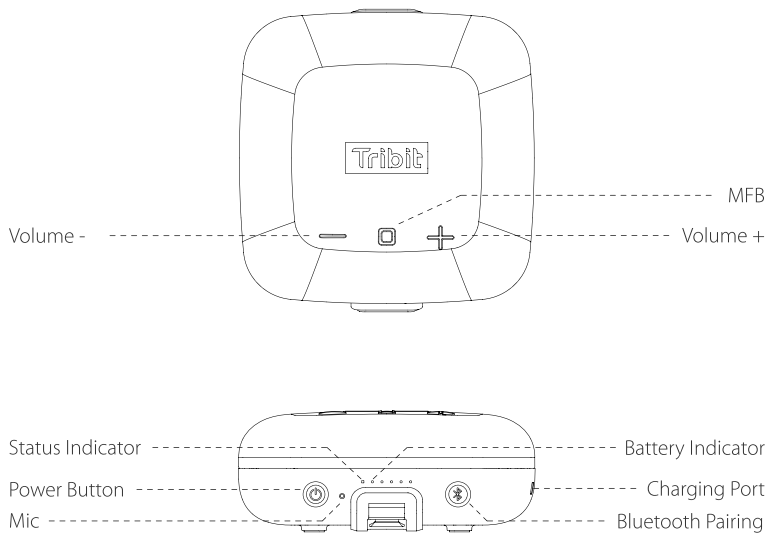


User Manual



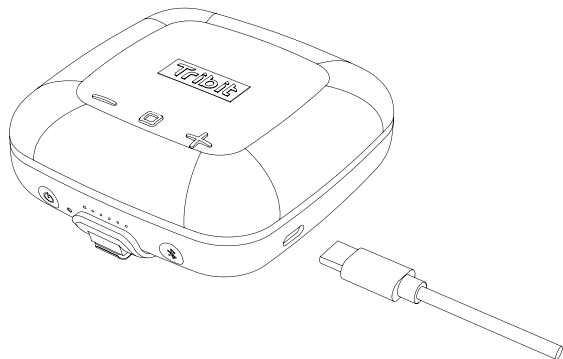
Warranty Card

Product Illustration



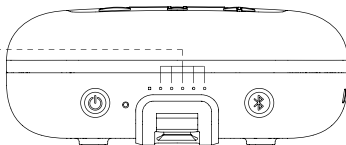
Charging

- Connect this speaker to a 5V power outlet via the providing USB-C charging cable.



• Battery Indicator

Battery Indicator



Red indicator is flashing

Low battery



White indicator is flashing

Charging



All indicators turn off

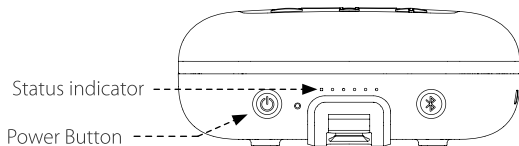
Full charged



• Indicator Instruction

0-30%	30-50%	50-70%	70-80%	80-100%	Full charged

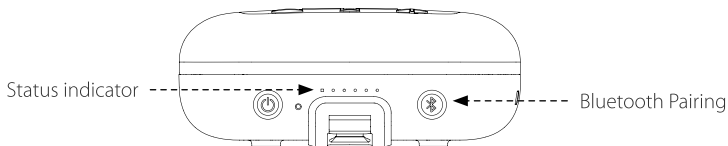
Button



- Power on/off



	Short press	Power on		Blue indicator is flashing
	Short press	Power off		All indicators turn off
	Press and hold it for 8s	Reset		Blue indicator is flashing

• Bluetooth Connection



	Press and hold it for 2s	Enters pairing mode		Blue indicator is flashing	Pairing status
	Press and hold it for 10s	Factory reset		Bluetooth indicator is steadily on	Successfully connected

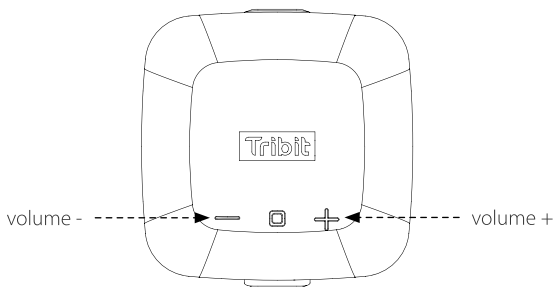
The Stormbox Micro Speaker will automatically connect to the last paired device again if available. If it fails, the speaker will enter to pairing mode.

The speaker can remember up to 8 paired Bluetooth devices. Better still, it can connect to 2 devices simultaneously at a time.

• Conversion between 2 Connected Devices

- 1) Pause the playback of the current device
- 2) Play the audio file of the other device

- **Volume Adjustment**



Short press

Decrease volume

Keep it pressed for seconds

Continuously decrease volume



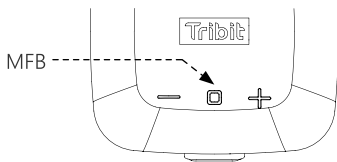
Short press

Increase volume

Keep it pressed for seconds

Continuously increase volume

• Multifunctional Button (MFB)



Music Mode

Short press

Play / Pause

Double press

Next Track

Press it for 3 times

Previous Track

Press and hold it for 1s

Activate Siri



Conversation Mode

Short press

Answer / End phone call

Press and hold it for 1s

Reject phone call

Short press

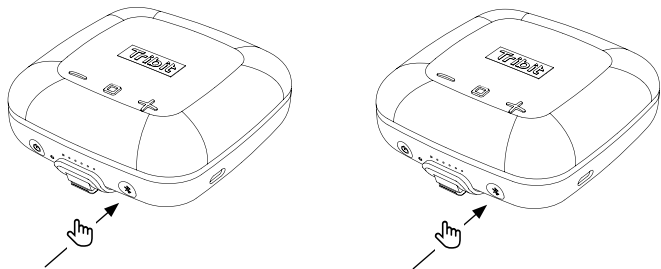
Pause the current call and answer the incoming call

Short press

Switch between two phone calls

- **Party Mode**

1. Make sure both two speakers are turned on.

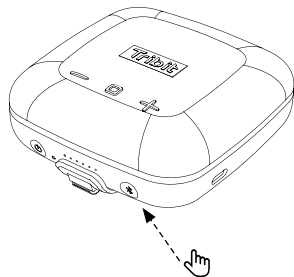


2. Press and hold the Bluetooth button of two speakers for 5s simultaneously, and release the buttons after you hear a prompt sound. In this way, the speakers enter party mode.

Note: The function of party mode can be realized only when you have 2 Tribit Stormbox Micro speakers.

- **Stereo Mode**

1. Make sure both two speakers have entered party mode.



2. Short press the Bluetooth button on any of the two speakers.
3. Release the buttons when you hear the voice of Stereo Mode. One speaker will sound "Left" and the other will sound "Right", and then the stereo mode is activated.

Note: The function of stereo mode can be realized only when you have 2 Tribit Stormbox Micro speakers.

- **Conversion between Party Mode and Stereo Mode**

Short press the Bluetooth button on any of the two speakers.

- **Disable the Party Mode or Stereo Mode**

Press and hold the Bluetooth button for 5s on any of the two speakers, then both will re-enter Bluetooth pairing mode.

Specifications

Bluetooth Version	5.0
Output Power	9W
Frequency	70Hz - 20KHz
Battery Type	3.7V / 2600mAh Lithium battery
Charging Time	3.5 hours @5V / 1A
Dimensions	98.3 x 98.3 x 34.8 mm
Waterproof Grade	IP67